




## Product Model Number

**CKO-MX16-286061-3305**

### ✓ Model Number Definitions

**CKO-XXXX-XXXXXX-XXXX**

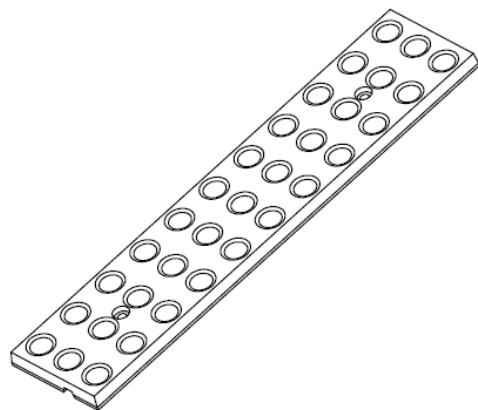
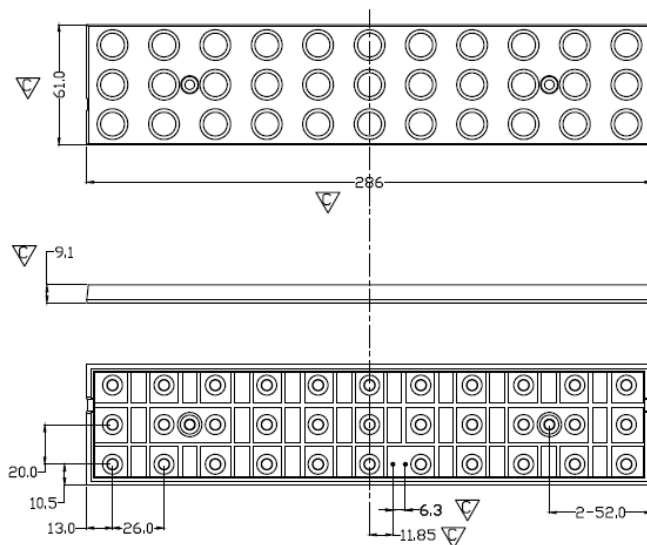


- A. Chun Kuang Optics Corp. Product
- B. Product Type: product abbreviation  
Ex:  
MX→Multi 33 in 1  
SW→Single Wall Washer  
CS→Soft Shading for CoB LED  
HC→Holder for CoB LED

- C. Identity Code
- D. Lens / Fixture Size  
Ex: 075026=Φ75mm / Thickness=26mm (round up)
- C. Serial Numbers

The lens datasheet is applicable for **Luxeon LED**, that manufactured by Chun Kuang Optics Corp.

### ✓ Dimensions (mm) : 286 x 61 x 9.1



▽:Critical Dimension



## UGR Example

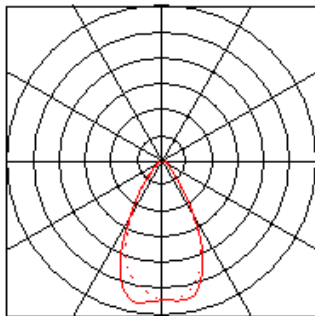
### Luminaire data

Luminaire efficiency : 282305%  
 Luminaire efficacy : 2823.05 lm/W  
 Classification : A60 ↓99.9% ↑0.1%  
 CIE Flux Codes : 82 94 98 100 282305  
 UGR 4H 8H : <10.0 / <10.0  
 Power : 1 W  
 Luminous flux : 2823.1 lm

### Equipped with

Quantity : 1  
 Designation : a  
 Colour :  
 Luminous flux : 1 lm

Dimensions : 1000 mm x 1000 mm x 1000 mm



### Reflectance of

Ceiling	0.7	0.7	0.5	0.5	0.3	0.7	0.7	0.5	0.5	0.3
Walls	0.5	0.3	0.5	0.3	0.3	0.5	0.3	0.5	0.3	0.3
Floor Cavity	0.2	0.2	0.2	0.2	0.2	0.2	0.2	0.2	0.2	0.2

### Room dimension

Room dimension		Viewed crosswise					Viewed endwise				
x	y										
2H	2H	<10.0	<10.0	<10.0	<10.0	<10.0	<10.0	<10.0	<10.0	<10.0	<10.0
	3H	<10.0	<10.0	<10.0	<10.0	<10.0	<10.0	<10.0	<10.0	<10.0	<10.0
	4H	<10.0	<10.0	<10.0	<10.0	<10.0	<10.0	<10.0	<10.0	<10.0	<10.0
	6H	<10.0	<10.0	<10.0	<10.0	<10.0	<10.0	<10.0	<10.0	<10.0	<10.0
	8H	<10.0	<10.0	<10.0	<10.0	<10.0	<10.0	<10.0	<10.0	<10.0	<10.0
12H	<10.0	<10.0	<10.0	<10.0	<10.0	<10.0	<10.0	<10.0	<10.0	<10.0	
4H	2H	<10.0	<10.0	<10.0	<10.0	<10.0	<10.0	<10.0	<10.0	<10.0	<10.0
	3H	<10.0	<10.0	<10.0	<10.0	<10.0	<10.0	<10.0	<10.0	<10.0	<10.0
	4H	<10.0	<10.0	<10.0	<10.0	<10.0	<10.0	<10.0	<10.0	<10.0	<10.0
	6H	<10.0	<10.0	<10.0	<10.0	<10.0	<10.0	<10.0	<10.0	<10.0	<10.0
	8H	<10.0	<10.0	<10.0	<10.0	<10.0	<10.0	<10.0	<10.0	<10.0	<10.0
12H	<10.0	<10.0	<10.0	<10.0	<10.0	<10.0	<10.0	<10.0	<10.0	<10.0	
8H	4H	<10.0	<10.0	<10.0	<10.0	<10.0	<10.0	<10.0	<10.0	<10.0	<10.0
	6H	<10.0	<10.0	<10.0	<10.0	<10.0	<10.0	<10.0	<10.0	<10.0	<10.0
	8H	<10.0	<10.0	<10.0	<10.0	<10.0	<10.0	<10.0	<10.0	<10.0	<10.0
	12H	<10.0	<10.0	<10.0	<10.0	<10.0	<10.0	<10.0	<10.0	<10.0	<10.0
12H	4H	<10.0	<10.0	<10.0	<10.0	<10.0	<10.0	<10.0	<10.0	<10.0	<10.0
	6H	<10.0	<10.0	<10.0	<10.0	<10.0	<10.0	<10.0	<10.0	<10.0	<10.0
	8H	<10.0	<10.0	<10.0	<10.0	<10.0	<10.0	<10.0	<10.0	<10.0	<10.0

Distance between luminaires: 0.25

Due to missing symmetry characteristics the values apply only to the indicated line of sight.

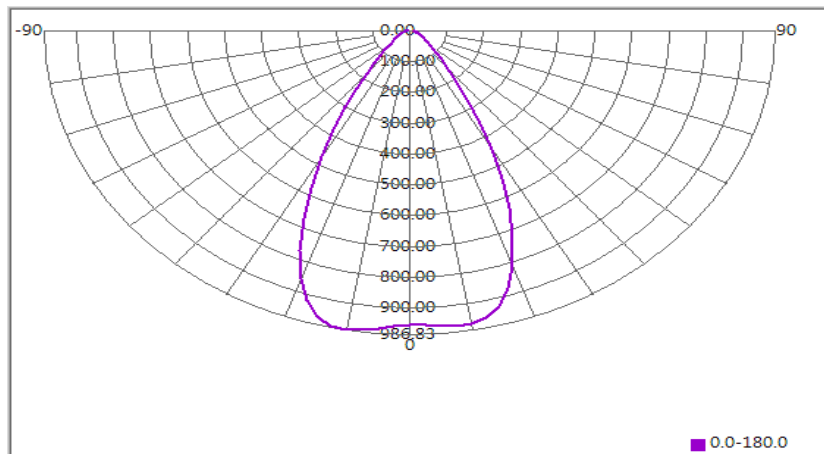




## Optical Characteristics

Model Number	CKO-MX16-286061-3305	
LED	Luxeon 3030 2D	
LES / LED Size	3 x 3 mm	
FWHM (D50)	58°	
Field Angle (D10)	92°	
Dimension	wxh =286 x 61 mm, Thickness=9.1 mm	
Luminous Flux	2822 lm	Measured @ 23.3 W
Material	PC / UL94V2	

## cd/klm



## Illuminance At Distances

Illuminance at a Distance

